

Puerto Rico (ACS 2012)
Total Persons 5 Years and Over Who Speak a Language Other Than English at Home and Speak English Less than "Very Well"

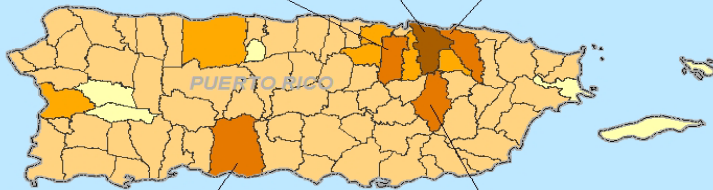
Total LEP LVW =153,228



Total LEP LVW =268,018



Total LEP LVW =126,945

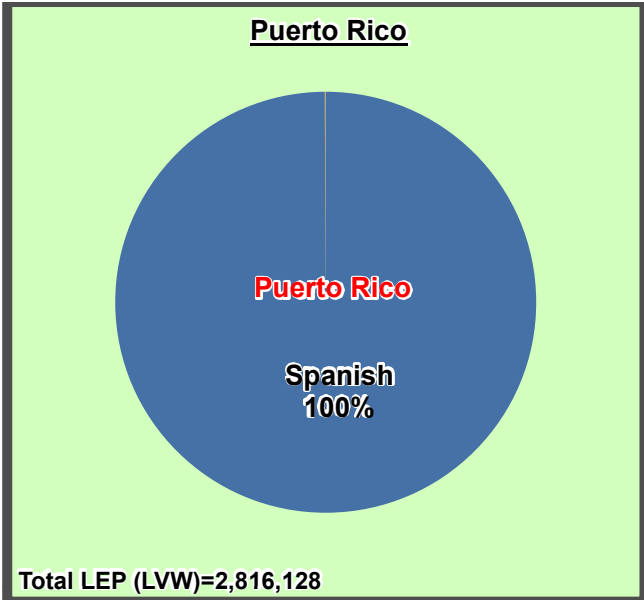


Total LEP LVW =124,490



Total LEP LVW =104,920

Caribbean Sea



Legend

Territory Boundaries

Water

MUNICIPIOS - Total LEP for Less Than Very Well (ACS2012 5 YR)

<=1K

>1K AND <=10K

>10K AND <=50K


>50K AND <=100K

>100K AND <=250K

>250K AND <=750K

>750K

No LEP



*Pie Charts represent Counties with the highest percent of LEP individuals by languages spoken.

Source: U.S. Census 2008-2012 American Community Survey Data
 Table B16001
 LANGUAGE SPOKEN AT HOME
 BY ABILITY TO SPEAK ENGLISH FOR THE POPULATION 5 YEARS AND OVER.
 The estimates from the ACS are based on a sample survey and hence are subject to sampling error.

