



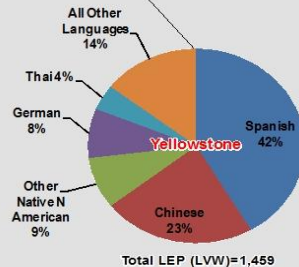
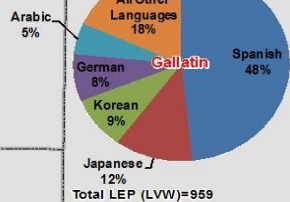
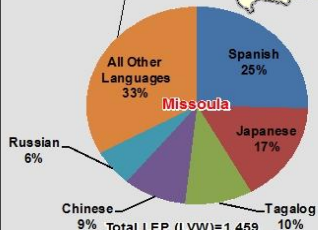
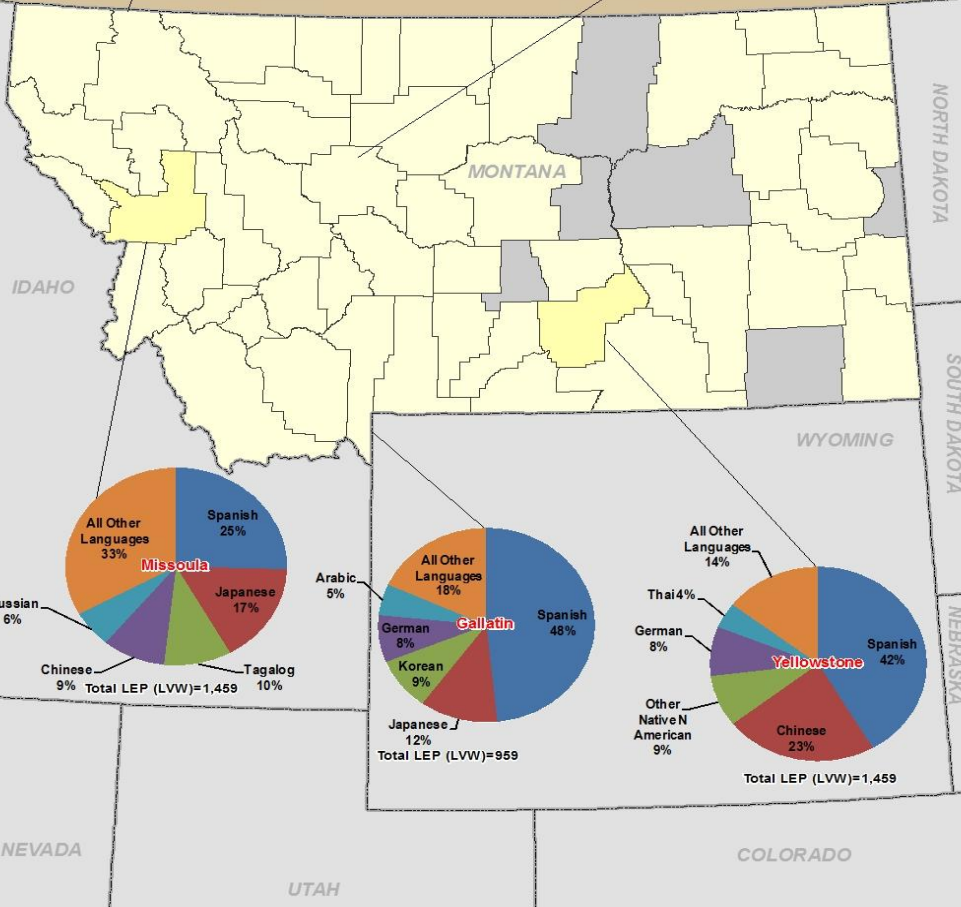
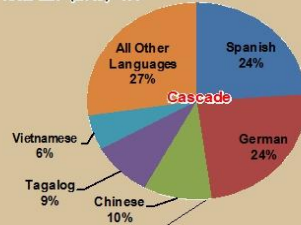
State of Montana (ACS 2014)
Total Persons 5 Years and Over Who Speak a Language
Other Than English at Home and Speak English Less than "Very Well"

CANADA

Total LEP (LVW)=540

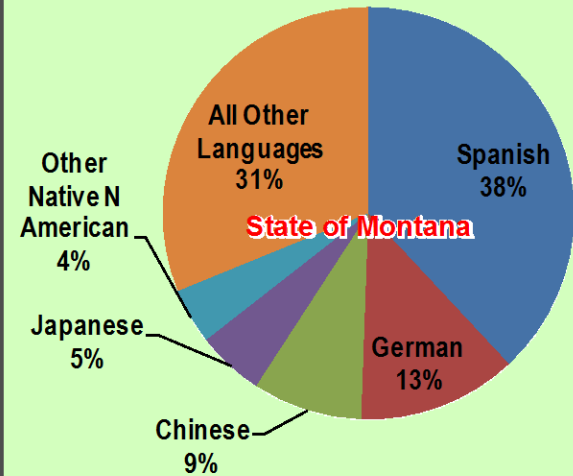


Total LEP (LVW)=435



Total LEP (LVW)=8,224

State of Montana



Legend

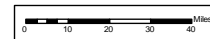
- State Boundaries
- Other Countries

COUNTIES - Total LEP for Less Than Very Well (ACS2014 5 YR)

- <=1K
- >1K AND <=10K
- >10K AND <=50K
- >50K AND <=100K
- >100K AND <=250K
- >250K AND <=750K
- >750K
- No LEP



Prepared by:
U.S. Department of Justice
Civil Rights Division
Washington D.C. 20530



*Pie Charts represent Counties with the highest percent of LEP individuals by languages spoken.

Source: U.S. Census 2010-2014 American Community Survey Data
Table B16001
LANGUAGE SPOKEN AT HOME
BY ABILITY TO SPEAK ENGLISH FOR THE POPULATION 5 YEARS AND OVER.
The estimates from the ACS are based on a sample survey and hence are subject to sampling error.