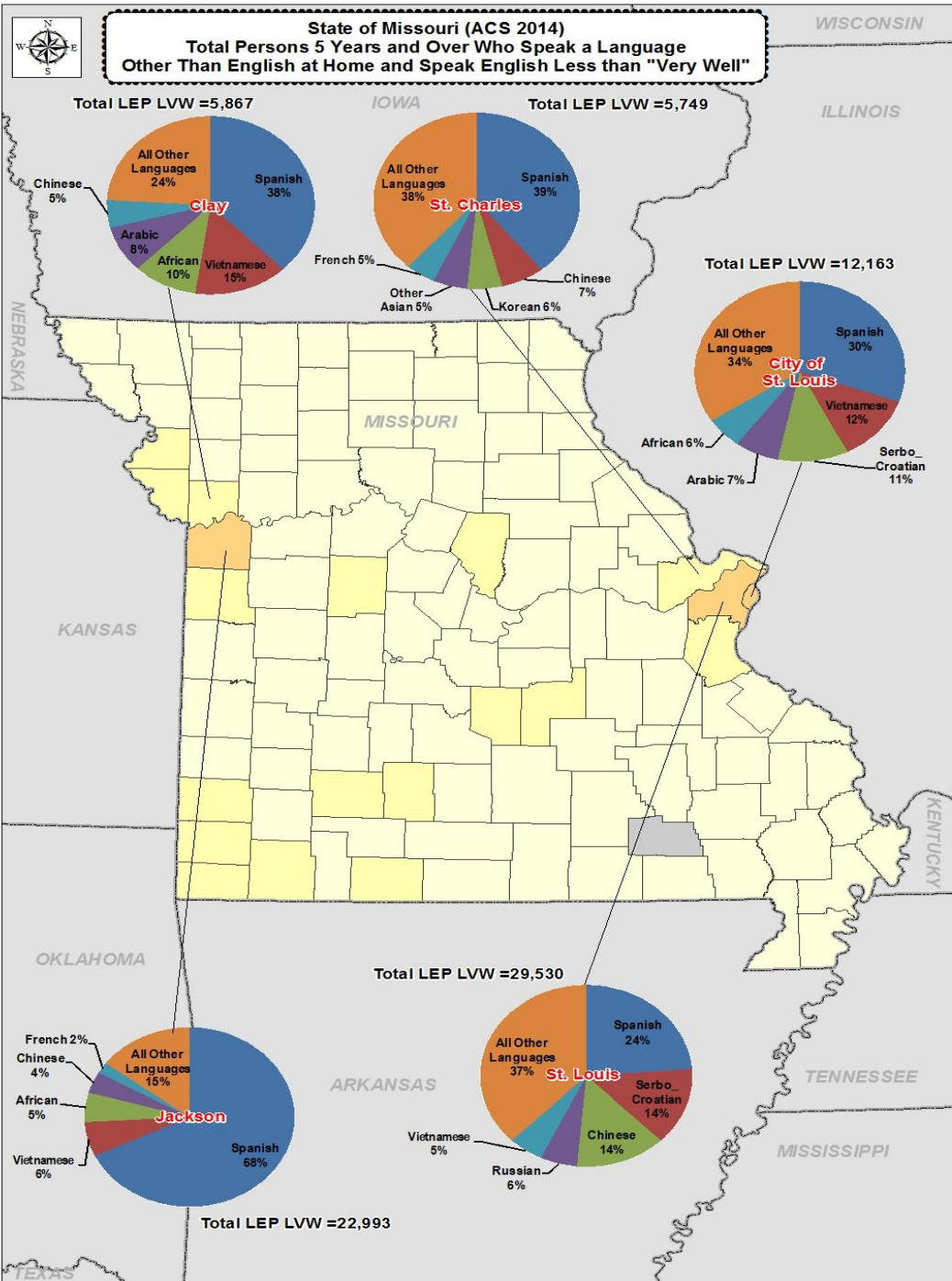


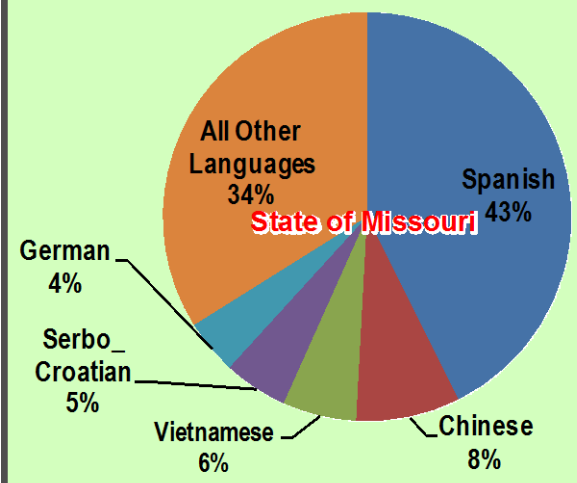


State of Missouri (ACS 2014)
Total Persons 5 Years and Over Who Speak a Language Other Than English at Home and Speak English Less than "Very Well"



Total LEP (LVW)=126,737

State of Missouri

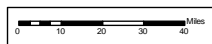


Legend

- State Boundaries
 - Other Countries
 - Water
- COUNTIES - Total LEP for Less Than Very Well (ACS2014 5 YR)**
- <=1K
 - >1K AND <=10K
 - >10K AND <=50K
 - >50K AND <=100K
 - >100K AND <=250K
 - >250K AND <=750K
 - >750K
 - No LEP



Prepared by:
U.S. Department of Justice
Civil Rights Division
Washington D.C. 20530



*Pie Charts represent Counties with the highest percent of LEP individuals by languages spoken.

Source: U.S. Census 2010-2014 American Community Survey Data
Table B16001
LANGUAGE SPOKEN AT HOME
BY ABILITY TO SPEAK ENGLISH FOR THE POPULATION 5 YEARS AND OVER.
The estimates from the ACS are based on a sample survey and hence are subject to sampling error.