
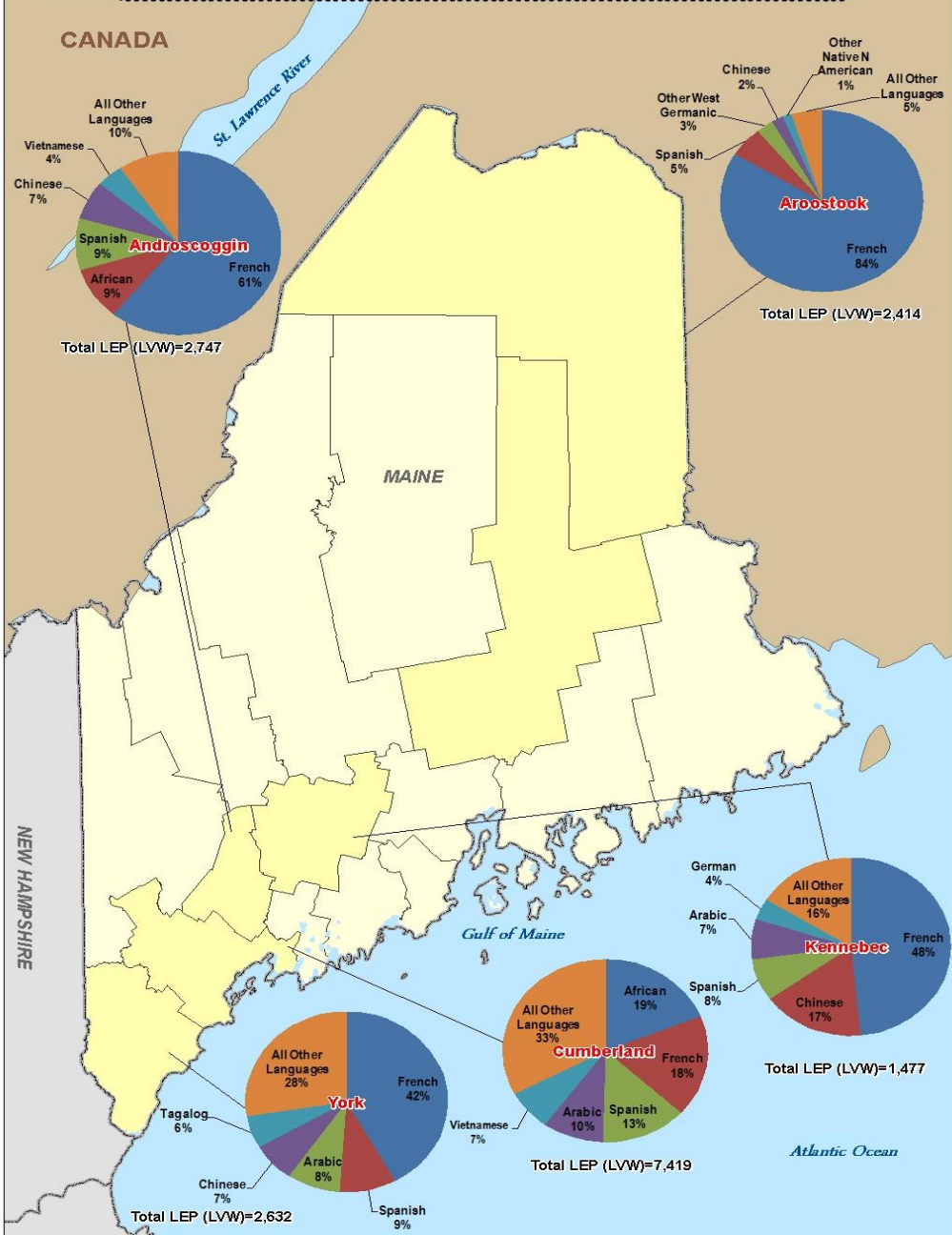




State of Maine (ACS 2015)
Total Persons 5 Years and Over Who Speak a Language Other Than English at Home and Speak English Less than "Very Well"

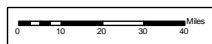


Legend

- Other Countries
- State Boundaries
- Water

COUNTIES - Total LEP for Less Than Very Well (ACS2015 5 YR)

- <=1K
- > 1K AND <=10K
- > 10K AND <=50K
- > 50K AND <=100K
- > 100K AND <=250K
- > 250K AND <=750K
- > 750K
- No LEP



*Pie Charts represent Counties with the highest percent of LEP individuals by languages spoken.

Source: U.S. Census 2011-2015 American Community Survey Data
 Table B16001
 LANGUAGE SPOKEN AT HOME
 BY ABILITY TO SPEAK ENGLISH FOR THE POPULATION 5 YEARS AND OVER.
 The estimates from the ACS are based on a sample survey and hence are subject to sampling error.