

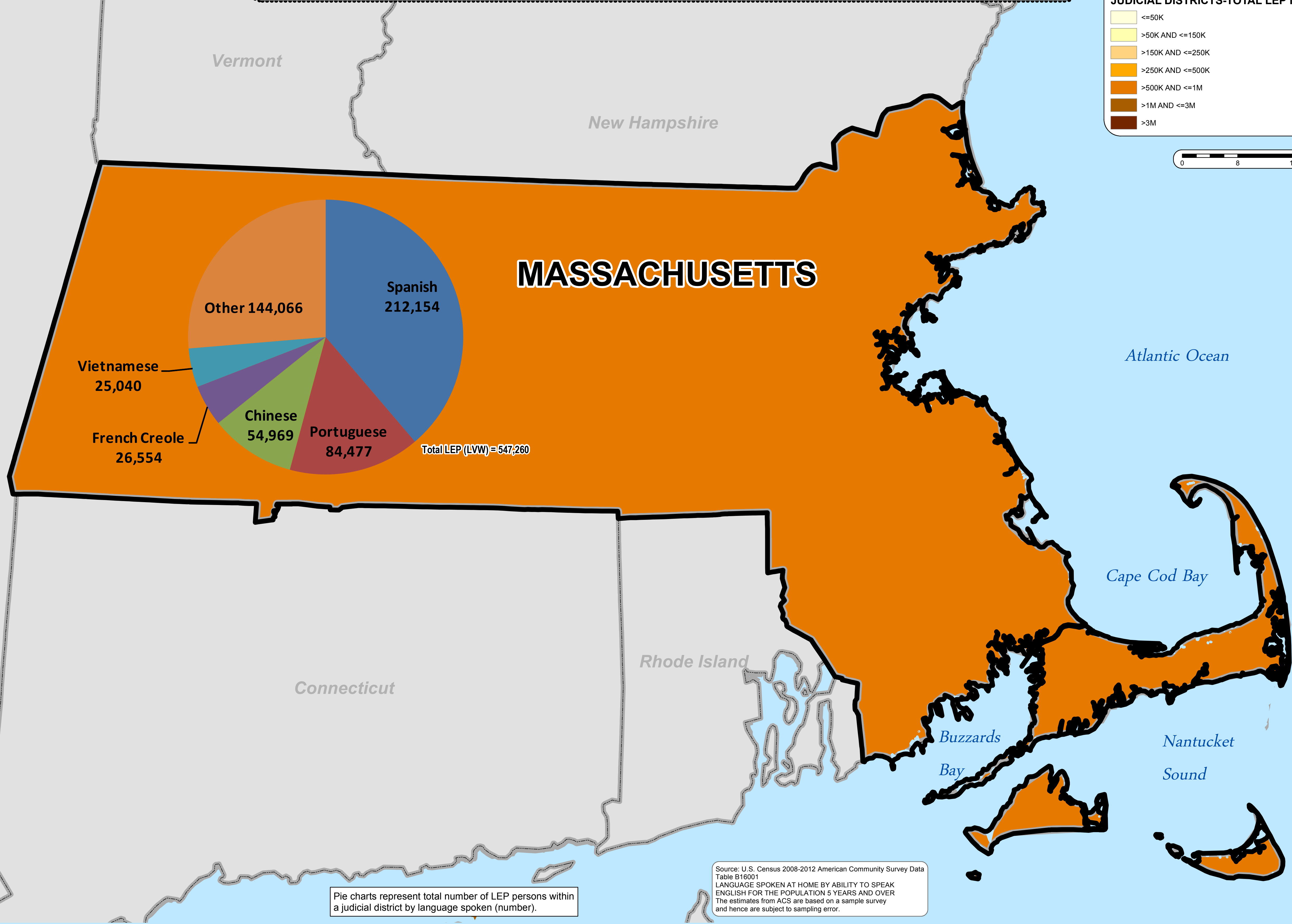
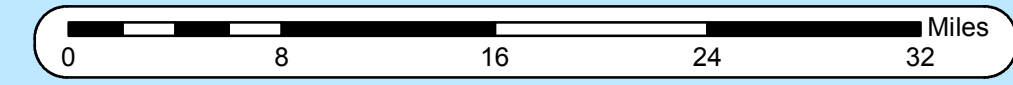


**U.S. Judicial Districts - State of Massachusetts (2012)
Total Persons 5 Years and Over Who Speak a Language
Other Than English at Home and Speak English Less than "Very Well"**

Legend

- US Judicial Districts
- State Boundaries
- Water

JUDICIAL DISTRICTS-TOTAL LEP for LEP Less Than Very Well (2012)

- <=50K
- >50K AND <=150K
- >150K AND <=250K
- >250K AND <=500K
- >500K AND <=1M
- >1M AND <=3M
- >3M



New York

Vermont

New Hampshire

Atlantic Ocean

Cape Cod Bay

Connecticut

Rhode Island

Buzzards Bay

Nantucket Sound

Pie charts represent total number of LEP persons within a judicial district by language spoken (number).

Source: U.S. Census 2008-2012 American Community Survey Data Table B16001 LANGUAGE SPOKEN AT HOME BY ABILITY TO SPEAK ENGLISH FOR THE POPULATION 5 YEARS AND OVER The estimates from ACS are based on a sample survey and hence are subject to sampling error.