

U.S. Judicial Districts - State of Idaho (2015)
Total Persons 5 Years and Over Who Speak a Language
Other Than English at Home and Speak English Less Than "Very Well"



CANADA

Legend

- Other Countries
- State Boundaries
- US Judicial Districts

JUDICIAL DISTRICTS-TOTAL LEP for LEP Less Than Very Well (2015)

- <=50K
- >50K AND <=150K
- >150K AND <=250K
- >250K AND <=500K
- >500K AND <=1M
- >1M AND <=3M
- >3M



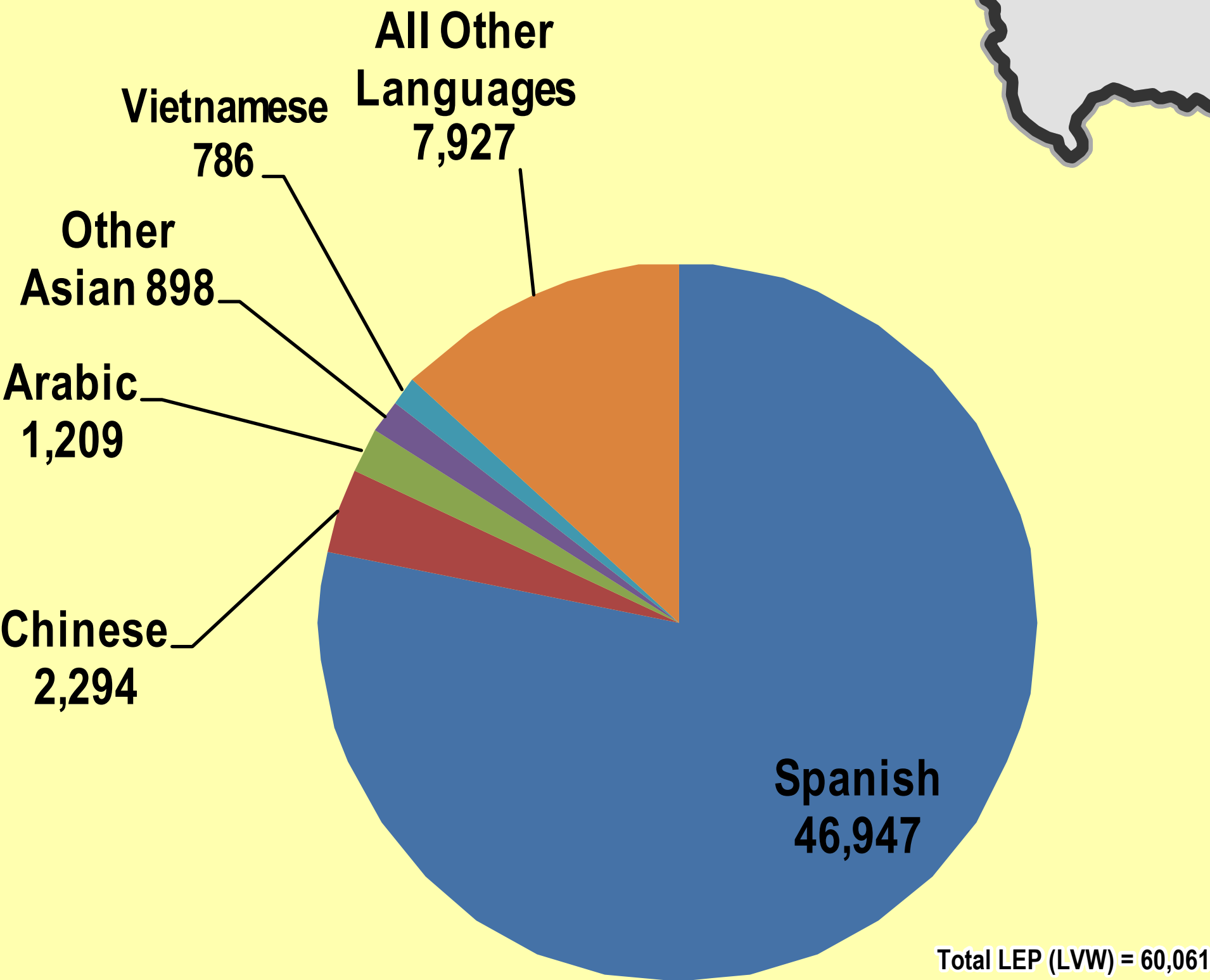
Prepared by
U.S. Department of Justice
Civil Rights Division
Washington D.C. 20530

Washington

Montana

Oregon

IDAHO



Wyoming

Nevada

Utah

Source: U.S. Census 2011-2015 American Community Survey Data
Table B16001
LANGUAGE SPOKEN AT HOME BY ABILITY TO SPEAK
ENGLISH FOR THE POPULATION 5 YEARS AND OVER
The estimates from ACS are based on a sample survey
and hence are subject to sampling error.

Pie charts represent total number of LEP persons within
a judicial district by language spoken (number).

