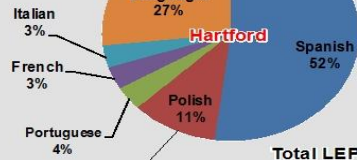
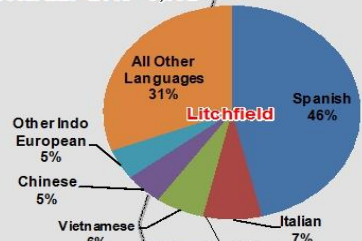




State of Connecticut (ACS 2014)
Total Persons 5 Years and Over Who Speak a Language
Other Than English at Home and Speak English Less than "Very Well"

Total LEP LVW = 5,862

MASSACHUSETTS



Total LEP LVW = 78,457

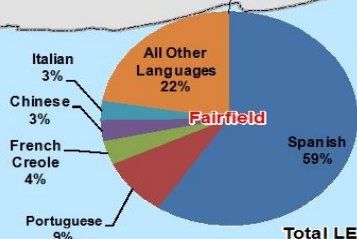
NEW YORK

CONNECTICUT

RHODE ISLAND

Long Island Sound

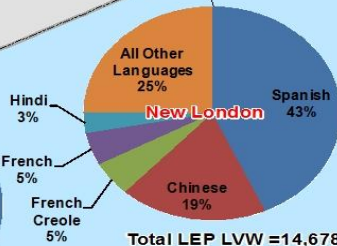
Atlantic Ocean



Total LEP LVW = 108,067



Total LEP LVW = 62,579

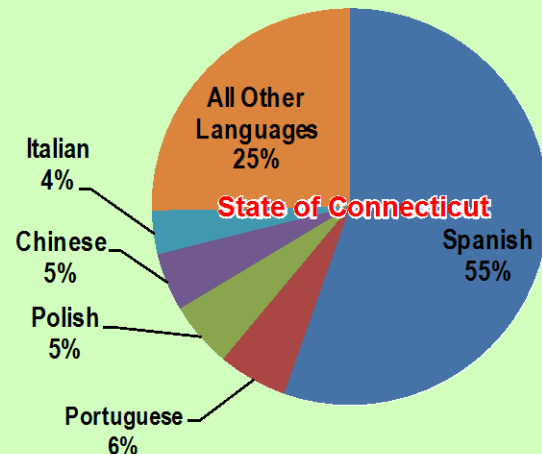


Total LEP LVW = 14,678



0 20 40 60 Miles

Total LEP (LVW)=283,088



State of Connecticut

Legend

State Boundaries

Water

COUNTIES - Total LEP for Less Than Very Well (ACS2014 5 YR)

<=1K

>1K AND <=10K

>10K AND <=50K

>50K AND <=100K

>100K AND <=250K

>250K AND <=750K

>750K

No LEP



Prepared by:
U.S. Department of Justice
Civil Rights Division
Washington D.C. 20530

*Pie Charts represent Counties with the highest percent of LEP individuals by languages spoken.

Source: U.S. Census 2010-2014 American Community Survey Data
Table B16001

LANGUAGE SPOKEN AT HOME
BY ABILITY TO SPEAK ENGLISH FOR THE POPULATION 5 YEARS AND OVER.

The estimates from the ACS are based on a sample survey and hence are subject to sampling error.