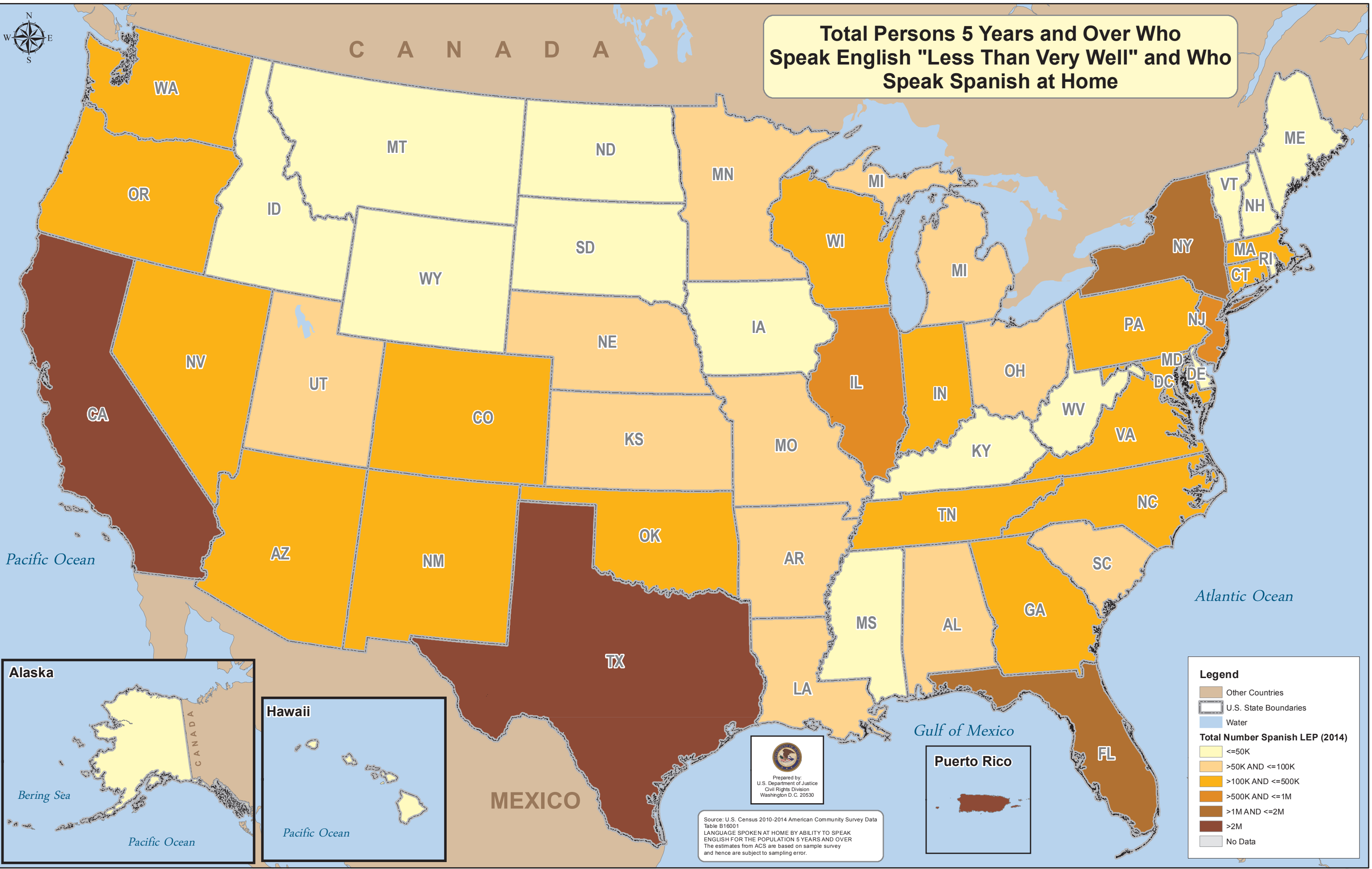


Total Persons 5 Years and Over Who Speak English "Less Than Very Well" and Who Speak Spanish at Home




Legend

- Other Countries
- U.S. State Boundaries
- Water

Total Number Spanish LEP (2014)

- <=50K
- >50K AND <=100K
- >100K AND <=500K
- >500K AND <=1M
- >1M AND <=2M
- >2M
- No Data



Prepared by:
U.S. Department of Justice
Civil Rights Division
Washington D.C. 20530

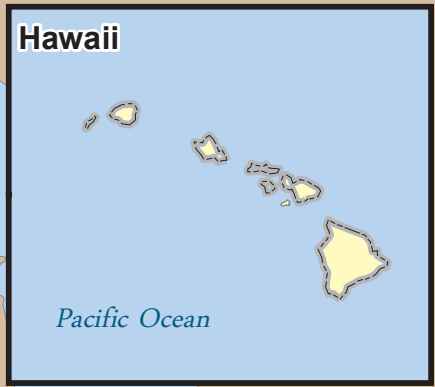
Source: U.S. Census 2010-2014 American Community Survey Data Table B16001
LANGUAGE SPOKEN AT HOME BY ABILITY TO SPEAK ENGLISH FOR THE POPULATION 5 YEARS AND OVER
The estimates from ACS are based on sample survey and hence are subject to sampling error.



Puerto Rico



Alaska



Hawaii